


Loop Powered Isolator 6570

- Input 4..20 mA
- Output alternatives 0..20 mA, 4..20 mA or 0..10V
- Without auxiliary power supply
- Accuracy 0.05% of span
- 3000 VDC isolation voltage
- DIN-rail mounting
- Detachable connectors



Loop powered galvanic accuracy isolator 6570 is designed for current input 4..20 mA works without auxiliary operating voltage. Converter is serial connected into a current loop which will be galvanic isolated over to the output 0..20 mA, 4..20 mA or 0..10 V. Typical inaccuracy is smaller than 0.05% of full scale.

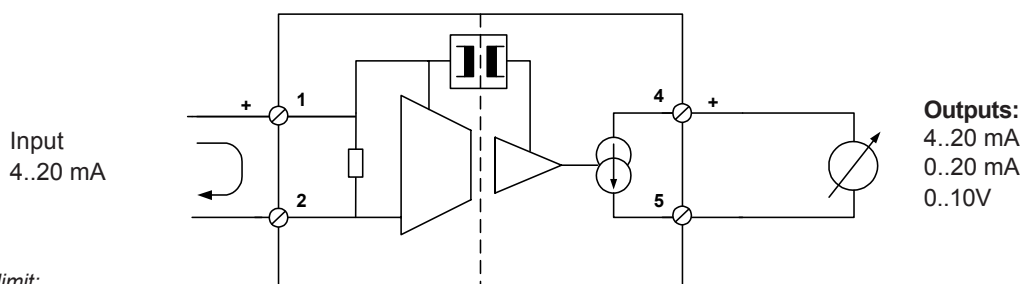
Accuracy isolator 6570 can be delivered in three versions according to the output signal: 4..20 mA, 0..20 mA or 0..10V. Input is always 4..20 mA

Loop powered converter takes its operating voltage from the input current loop 4..20 mA. When comparing to auxiliary powered converters the larger voltage drop in the input loop must be noticed when calculating the total voltage need. On the next page is an example how to calculate the necessary operating voltage's.

Typically loop powered isolator cause 5 V voltage drop in the primary loop increased with the output load voltage drop. Model 6570 does not have to have minimum output load nor calibration according to the load. On the voltage output 0..10 V primary input voltage drop is 10V, when input loop current is in maximum 20 mA.

Nokeval manufactures also converters with auxiliary voltage 24 VDC or 230 VAC which can be programmed for different modifications of standard messages. For example input 0..1000 mV can be converted and isolated as an output of $\pm 10V$ or inverse current output 20..4 mA with model 641. Narrowest converter is only 9 mm wide, 2-wire model 6580 is designed for applications where the space is the deficiency.

Accuracy isolator 6570



*Safety limit:
Input loop see only
a load of 500 ohm in case
that output loop is open*

High accuracy isolator < 0.05% FS

Technical specifications:

Input 4..20 mA
 Input resistance see output resistance chart below
 Safety limit <math><500 \Omega</math> when output loop open

Current output 0/4..20 mA:
 Max output load 0..300 Ω
 Load accuracy effect <math><0.01\% / 100 \Omega</math>

Voltage output 0..10V:
 Max load <math><5\text{mA}</math>, output load >2k Ω
 Input voltage drop 10V, when max output 10V

General:
 Ambient temperature effect:
 For zero level <math><0.005\% / ^\circ\text{C}</math>
 For Span <math><0.01\% / ^\circ\text{C}</math>
 Typical linearity <math><0.03\%</math> of span
 Accuracy <math><0.05\%</math> of span
 Isolation voltage 3 kV DC, 2 s test

response time (63%) 100 ms
 Output fine adjustment with potentiometer
 Operating temperature 0..60 $^\circ\text{C}$
 Storage temperature -30..70 $^\circ\text{C}$
 Case protection IP30
 Terminal connections detachable, 1.5 mm 2
 Weight 100 g

Order codes:

6570-4/20

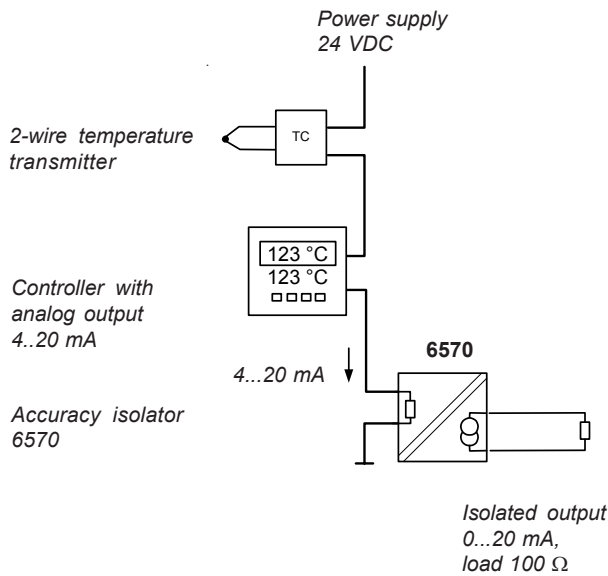
Model type

Output, please specify:

4..20 mA
 0..20 mA
 0..10V

Model 6570 is not user configurable like the other Nokeval converter types. Therefore it must be ordered for desired output. Input is always 4..20 mA.

Application example



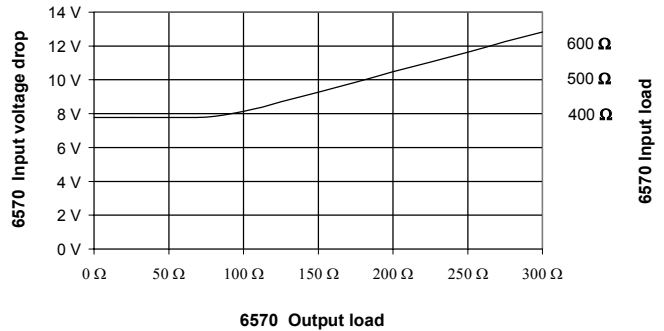
e.g.1: Voltage demand for application in picture can be calculated as follows:

	<i>Voltage drop</i>
Temperature transmitter min. voltage	= 10 V
Controller input resistance 50 Ω (20 mA)	= 1 V
Wire resistance ~10 Ω (at 20 mA)	= 0.2 V
Converter voltage drop *)	= 8.2 V

Voltage demand	min. 19.4 V

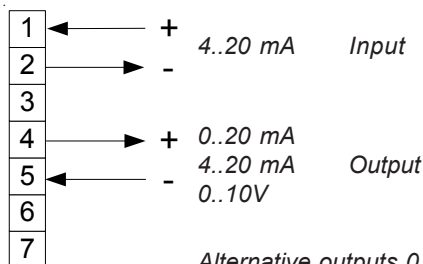
*) see output resistance chart below

6570 Output resistance



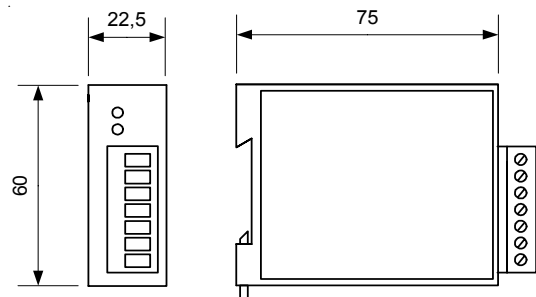
e.g.2: Output transmitter max. output load 600 Ω .
 (600 Ω / 20 mA = 12 V). Isolator 6570 max output load = 270 Ω

Connections:



Alternative outputs 0..20 mA, 4..20 mA or 0..10V

Case dimensions (mm):



Detachable terminal connections 1.5 mm 2
 Mounting rail (35 mm) DIN 46277